




点檢 / PRE-INSPECTION SELF-CHECK

ROADWORTHY CHECKLIST


Most roadworthy fails come down to small, avoidable things – a blown globe, a bald tyre, a dodgy wiper blade. Run through this before your inspection to catch the obvious stuff and give your car the best chance of passing first time.

OAKLEIGH SOUTH · VIC · OPEN SAT 8-2 · ROADWORTHY & LOGBOOK SERVICING

 PRINT → SAVE AS PDF TO KEEP A COPY ON YOUR PHONE


01 TYRES

- Tread above the 1.5 mm legal minimum across the full width of every tyre
- No cracking, bulging, cuts or cord showing on sidewalls
- Even wear across the tread – inside and outside edges
- Correct size and load rating for the vehicle
- Tyres on the same axle match in size and type
- Spare tyre present and inflated (if supplied with one)
- Wheel nuts all present and secure

 **TIP** Uneven tyre wear usually means the alignment is out or a suspension component is worn – both fail the roadworthy too, so it's a clue more may need attention.


03 LIGHTS & ELECTRICAL

- Both headlights work – low beam and high beam
- Both front and both rear indicators flash correctly
- Both brake lights illuminate when the pedal is pressed
- Tail lights and rear park lights work
- Number plate light illuminates the rear plate
- Reversing light works when reverse is selected
- Hazard lights flash all indicators simultaneously
- Horn sounds clearly

 **TIP** Have someone stand behind the car while you press the brakes and flick the indicators. Globes are cheap – a fail over a blown bulb isn't worth it.


02 BRAKES

- No squealing, grinding or metallic scraping when braking
- Pedal feels firm – does not sink slowly or feel spongy
- Car stops in a straight line without pulling left or right
- Handbrake holds the car securely on a slope
- No brake warning light on the dashboard
- No visible fluid leaks around the wheels or brake lines

 **TIP** If the pedal feels soft or the car pulls under braking, book a brake inspection before the roadworthy. Brakes are one of the most common fail points.

04 WINDSCREEN & WIPERS

- No cracks or chips in the driver's swept area (ahead through the wipers)
- No cracks larger than a 50-cent coin anywhere on the screen
- Wiper blades clear the screen without streaking, smearing or skipping
- Washer fluid sprays onto the windscreen and is not empty
- Rear wiper works (if fitted)

 **TIP** Chips outside the driver's line of sight may pass, but anything in the main swept area will fail. Get chips repaired early – they spread.

05 MIRRORS



- Interior rear-view mirror is present and gives a clear view
- Both exterior mirrors are present, secure and adjustable
- Mirror glass is not cracked, clouded or missing

07 SEATBELTS



- Every seatbelt retracts fully and smoothly when released
- Every buckle clicks securely and releases cleanly
- No cuts, fraying or heavy staining on the webbing
- All mounting points secure, no cracking or rust around the bolts
- Rear seatbelts included – check the middle belt too

09 EXHAUST



- No holes, cracks or excessive noise from the exhaust system
- Exhaust hangers intact – the system is not hanging loose
- No smell of exhaust fumes inside the cabin

06 STEERING & SUSPENSION



- Steering wheel has no excessive free play before the wheels respond
- Car tracks straight on a flat road without constant correction
- No knocking, clunking or banging over bumps or when turning
- Car does not bounce excessively after a bump (worn shocks)
- No visible leaks from shock absorbers

TIP Suspension wear is gradual. Vague steering, nose-dive under braking, or a clunk over speed bumps are the things a tester checks on the hoist.

08 BODY & STRUCTURE



- No structural rust – sills, chassis rails, floor panels, strut towers, door bottoms
- All doors open and close properly from inside and outside
- Bonnet and boot latches hold securely
- No sharp edges or body damage that could injure a pedestrian

TIP Surface rust is generally fine. Structural rust – weakened, perforated or flaky metal on a load-bearing panel – is a fail. Check underneath if you can.

10 UNDER THE BONNET



- No obvious oil or coolant leaks on or around the engine
- Coolant reservoir between min and max
- Brake fluid reservoir above the minimum line
- Battery terminals clean and secure



WHAT THIS CHECKLIST DOES NOT COVER

This covers the items you can check yourself before the inspection. A licensed tester also checks items that need a hoist, measuring tools and diagnostic equipment – suspension joint play, rotor thickness, structural integrity underneath, and more.



BOOKED ONLINE · SORTED TODAY

SOMETHING NOT RIGHT? WE'LL TAKE A LOOK

Worked through the list and found a few things – or not sure what you're looking at? Send us your rego and a quick note, and we'll come back with what it needs. Roadworthy certificates, logbook servicing and general maintenance, all under one roof in Oakleigh South.

BOOK IN · GET A QUOTE

Kasun 0424 156 703

Vajira 0449 710 995

EMAIL & SOCIAL

info@wanganperformance.com.au

@wanganperformance

WORKSHOP

5/10 Eskay Rd

Oakleigh South · VIC 3167

Open Sat 8-2